




MATRIX-44


LED PANEL



Surface mounted



Recessed into ceiling



Suspending

IP44

PF 0.9

CRI ≥80

CE

RoHS



MATRIX 40 is ELTON 's Panel Light with stronger frame structure, PMMA produce uniform light and high lumen output. It can fits seamlessly into any work place, easy fit the ceiling grids. available in various installation ways like recessed, suspended and surface mounted.

Features


- > Stronger structure
- > IP44.
- > External driver.
- > Aluminum body in White finish

Application Areas

Office & school lighting: office room, meeting room, class room etc.

Commercial lighting: shopping mall, super market, retailer shops etc.

Dimensions

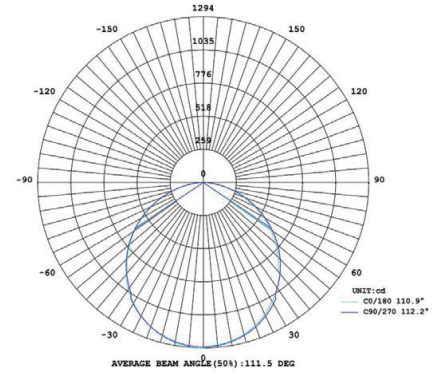


Length	Width	Height	Code
295	295	10	3030
595	295	10	3060
1195	295	10	30120
595	595	10	6060
1195	595	10	60120


Parameters

AC Input Range	200-240 V (50/60Hz)
LED	SMD
CRI	>80
Installation	Recessed, Surface , Suspended
CCT Range	3000K, 4000K, 5000K, 6000K
Lumens *	100lm/W
Beam Angle	120°
Protection Class	Class II
Lifetime(Hr)	50,000h
Working Temp.	-20 to +45°C
Storage Temp.	-20 to +65°C
Ingress Protection	IP44
LED Driver	Built -out
Warranty	5 years

Average Beam Angle



Illuminance Diagram



*Luminous flux is 100lm/W . There will be variations in lumen output relative to the color temperature used.

Ordering Info.

